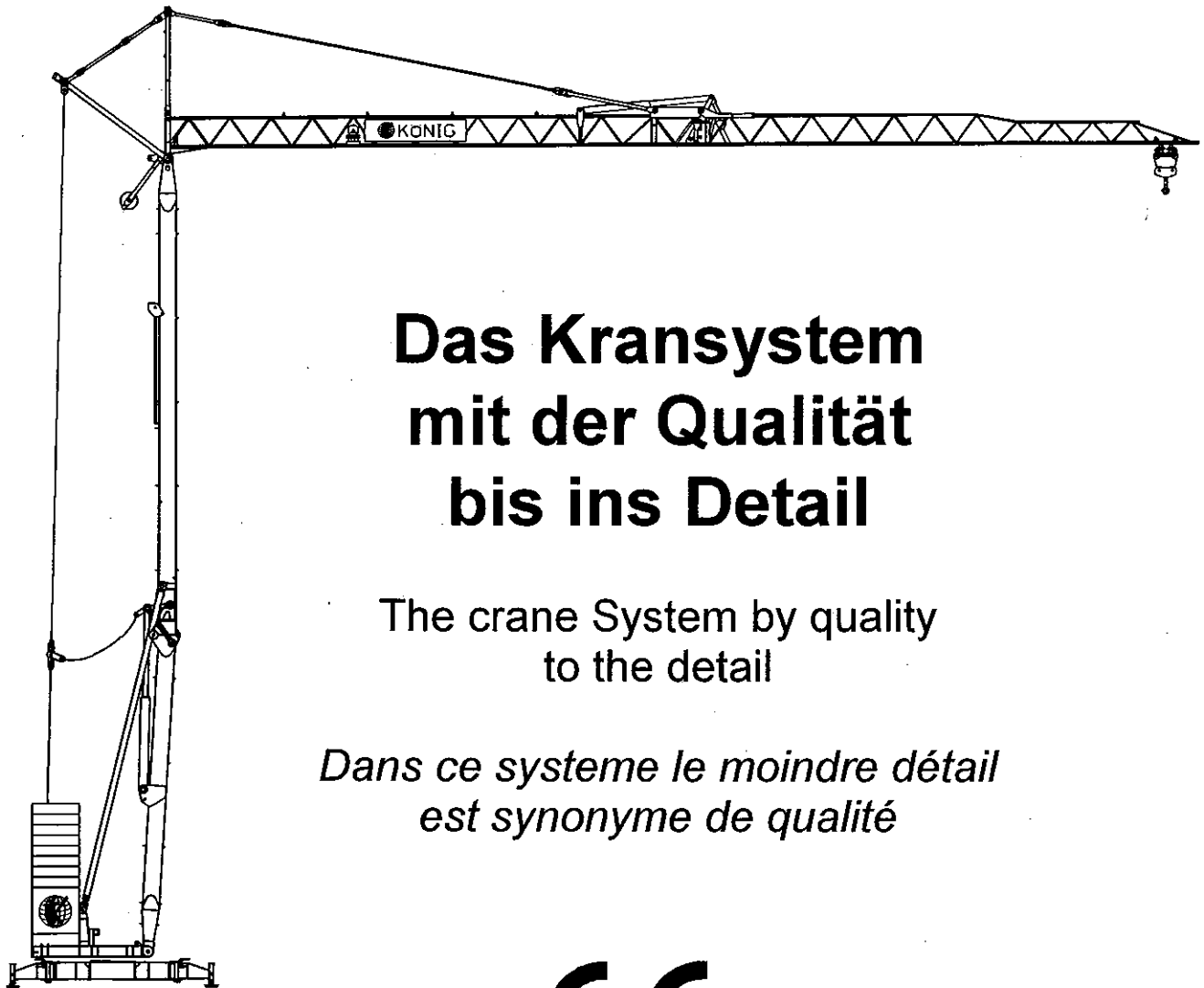


Turmdrehkran K 1025 Hydro

Tower Crane • *Grue à tour*



Das Kransystem mit der Qualität bis ins Detail

The crane System by quality
to the detail

*Dans ce systeme le moindre détail
est synonyme de qualité*

CE

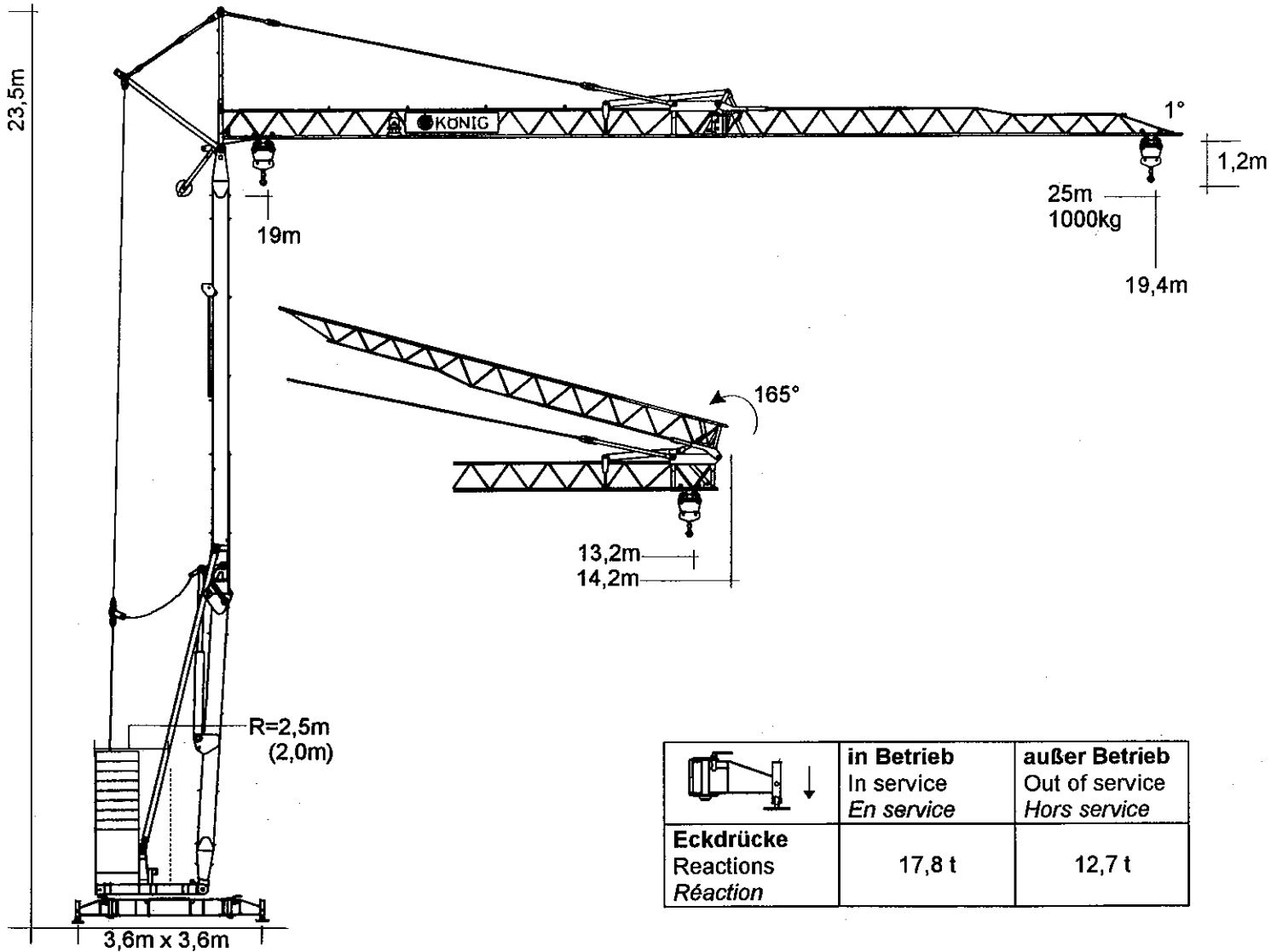
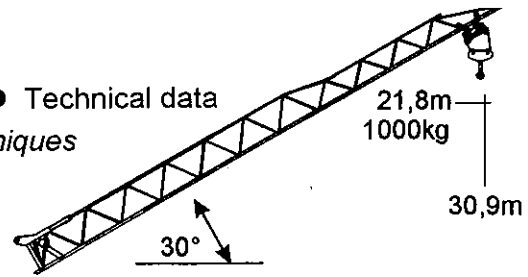
DIN 15018 • H1 • B3

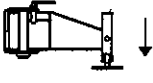


KÖNIG-KRANE
Made in Germany

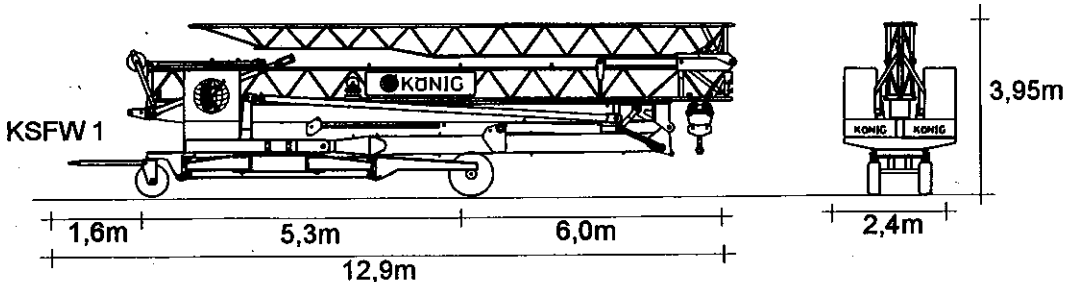
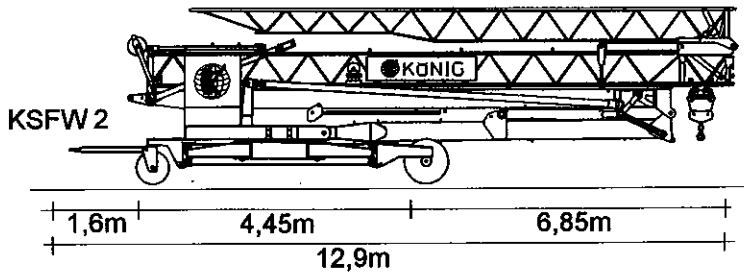
K 1025 H

Technische Daten • Technical data
Caractéristiques techniques



	in Betrieb In service <i>En service</i>	außer Betrieb Out of service <i>Hors service</i>
Eckdrücke Reactions <i>Réaction</i>	17,8 t	12,7 t


Straßentransport • Transport by road • Transport sur la route



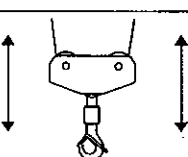
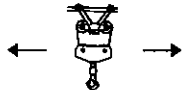
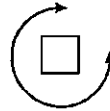
K 1025 H

Technische Daten • Technical data • *Caractéristiques techniques*

Ausladung und Tragfähigkeit Radius and capacity • *Portée et charge*

	0° (m)	12	13	14	15	16	17	18	19	20	21	22	23	24	25
	kg	2500	2308	2111	1944	1799	1672	1561	1463	1374	1295	1224	1159	1100	1000
	30° (m)	10,6	11,4	12,3	13,2	14,0	14,9	15,8	16,6	17,5	18,4	19,2	20,1	21,0	21,8

Geschwindigkeiten • Speeds • *Vitesses*

	Stufe • Step • Cran	m/min.	kg	kW
	1	6	2500	3,5
	2	21	2500	9
	3	48	1000	11
	1	20		1,1
	2	40		1,5
		0-1 U/min. sl./min. tr./min.		2,2

Leitungsquerschnitt bis 50 m: 5 x 10 mm²
Cross section of cable up to
Section de cable jusque à

Betriebsspannung 400 V
Operation voltage
Tension de service

Frequenz 50 Hz
Frequency
Fréquence

Gesamtanschlußwert 13,2 kVA
Power requirement (14,7 KW)
Puissance requise

Gewichte • Weight • *Poids*

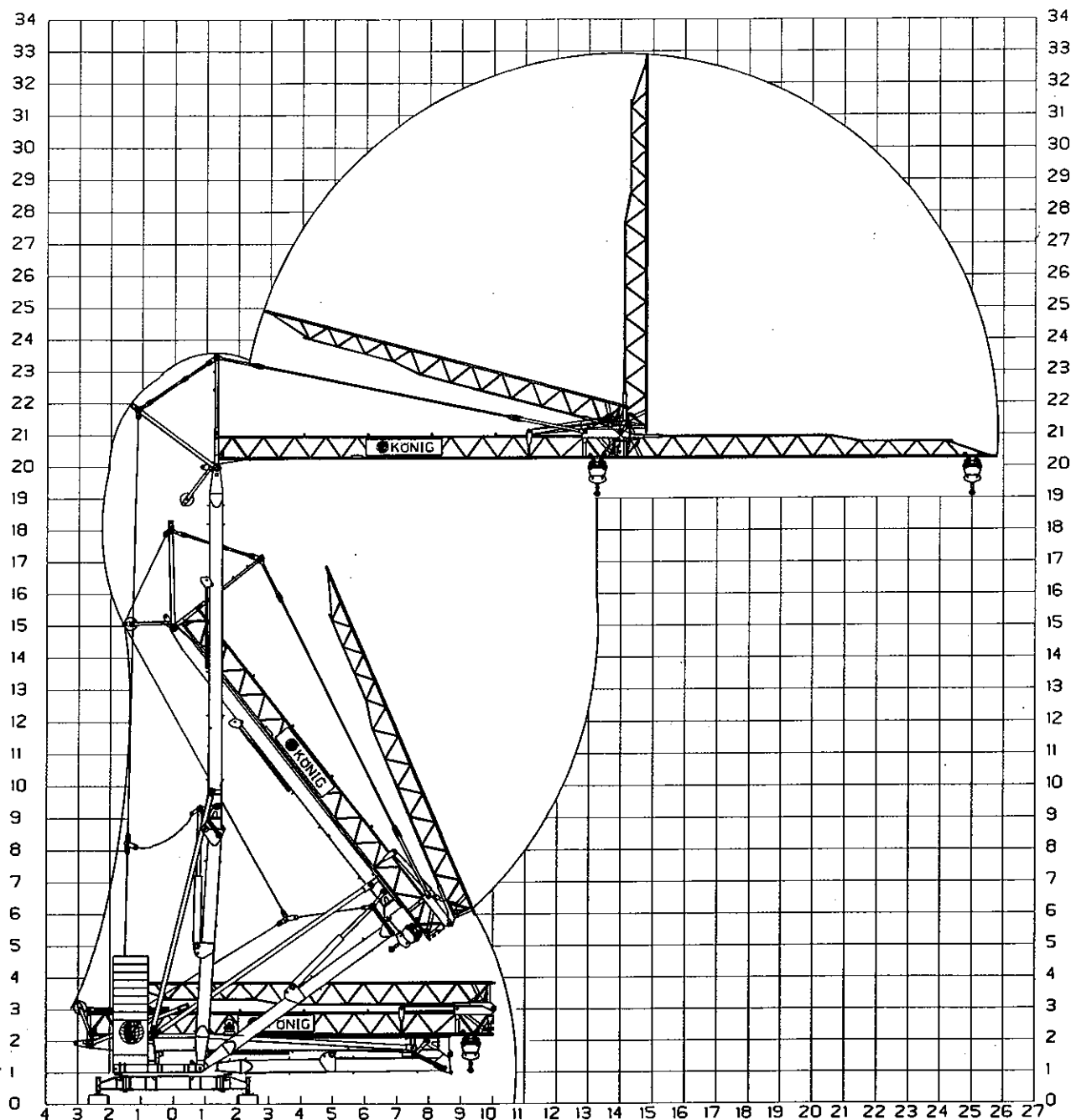
Zentralballast Central ballast weight <i>Lest de base</i>		5.900 kg	Transportgewicht ca. * Transport weight approx. <i>Poids de transport env.</i>	KSFW 1 KSFW 2	17.950 kg 17.650 kg
Gegengewicht Counterweight <i>Contrepoids</i>	r = 2,5 m r = 2,0 m	8.400 kg 11.200 kg	Konstruktionsgewicht ca. Dead weight approx. <i>Pois de la construction env.</i>		10.200 kg

* inkl. Transportachse und -adapter.

K 1025 H

Technische Daten • Technical data • *Caractéristiques techniques*

Montage • Mounting • *Montage*



König Baumaschinen-Vertrieb GmbH
Postfach 1164 • D-53563 Asbach/Ww.
D-53567 Asbach-Schöneberg
Tel. ++49 (0) 2683 / 9172-0 • Fax -10
www.Koenig-Krane.de

Ihr König-Fachhändler: